

Scaled data based on original data using
LM-79-08 Approved Method: Electrical and Photometric Measurements of Solid-
State Lighting Products

Test Report Prepared for
Cooper Lighting Solutions
(formerly Eaton)

Brand: McGRAW-EDISON

Report Number: P385531

Luminaire Tested: **GWC-SA1A-750-U-T3**

Issue Date: 3/3/2020

Test Information

Test Method: LM-79-08
Report Number: P385531
TEST IS SCALED FROM IESNA LM-79-08 TEST DATA (G2-1903-205-14)
Test Lab: INNOVATION CENTER
Issue Date: 3/3/2020
Manufacturer: COOPER LIGHTING SOLUTIONS (FORMERLY EATON)
Product Line: MCGRAW-EDISON
Catalog Number: GWC-SA1A-750-U-T3
Description: GALLEON WALL LUMINAIRE
(1) 70 CRI, 5000K, 615mA LIGHTSQUARE WITH 16 LEDS AND TYPE III OPTICS
Light Source: -
Ballast/Driver: ELECTRONIC DRIVER

Summary

Lumens per Lamp: N/A
Luminaire Lumens: 4978 lumens
Efficiency: N/A
Efficacy: 146.4 lumens/watt
Luminous Opening: Rectangular (W 0.5' x L: 0.5' x H: 0')
IES Classification: Type III - Short
BUG Rating: B1 - U0 - G1

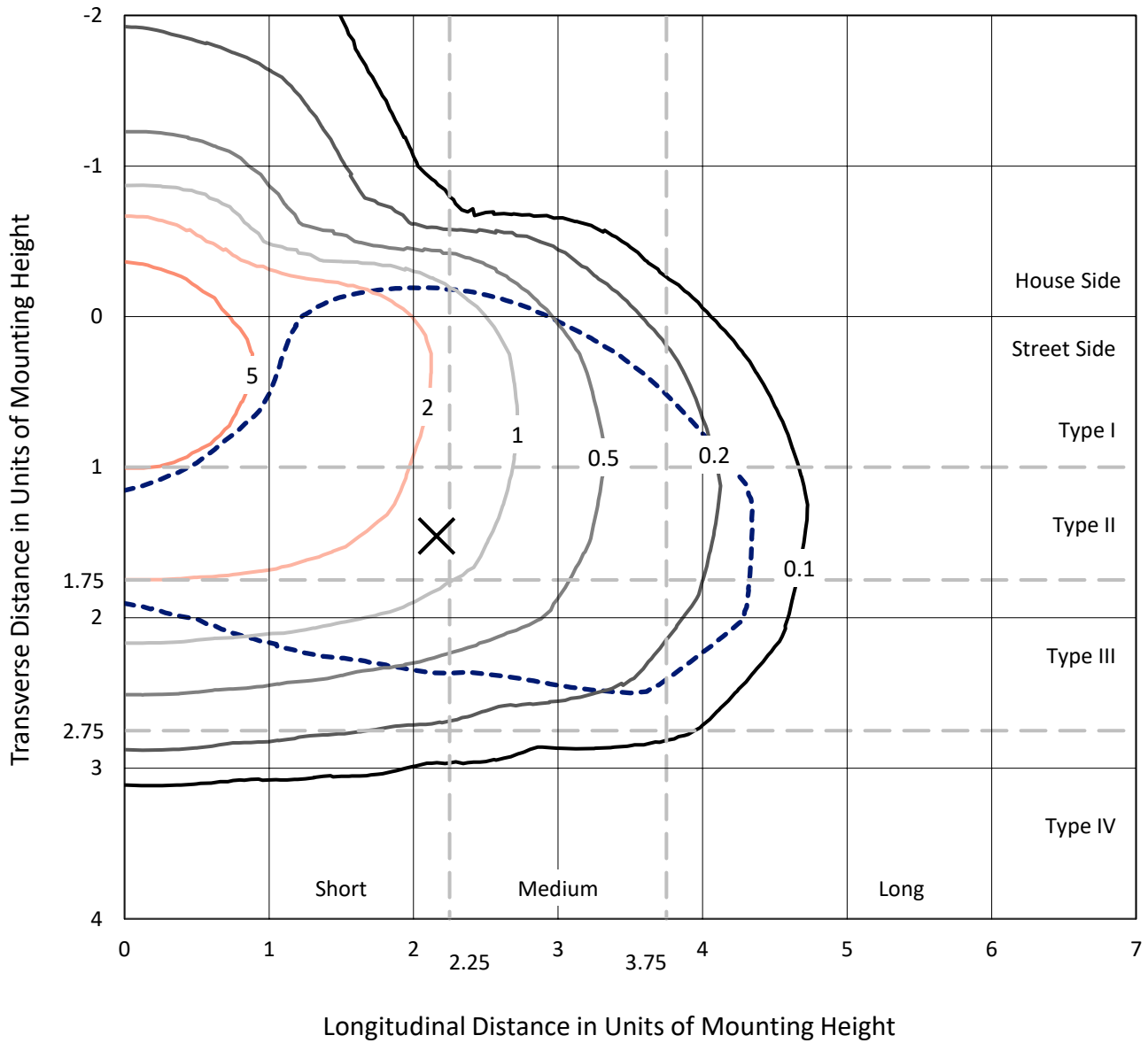
Input Watts (W): 34
Input Voltage (V): NR
Input Current (Ain): NR
Voltage Rise (V): NR
Power Factor: NR
Total Harmonic Distortion (THDi): NR
Frequency (hertz): 60
Stabilization Time: NR
Operation Time: NR
Ambient Temperature (°C): NR
Test Distance: 24 FT



REPORT NUMBER: P385531
 CATALOG NUMBER: GWC-SA1A-750-U-T3

Iso-Footcandle Lines of Horizontal Illumination

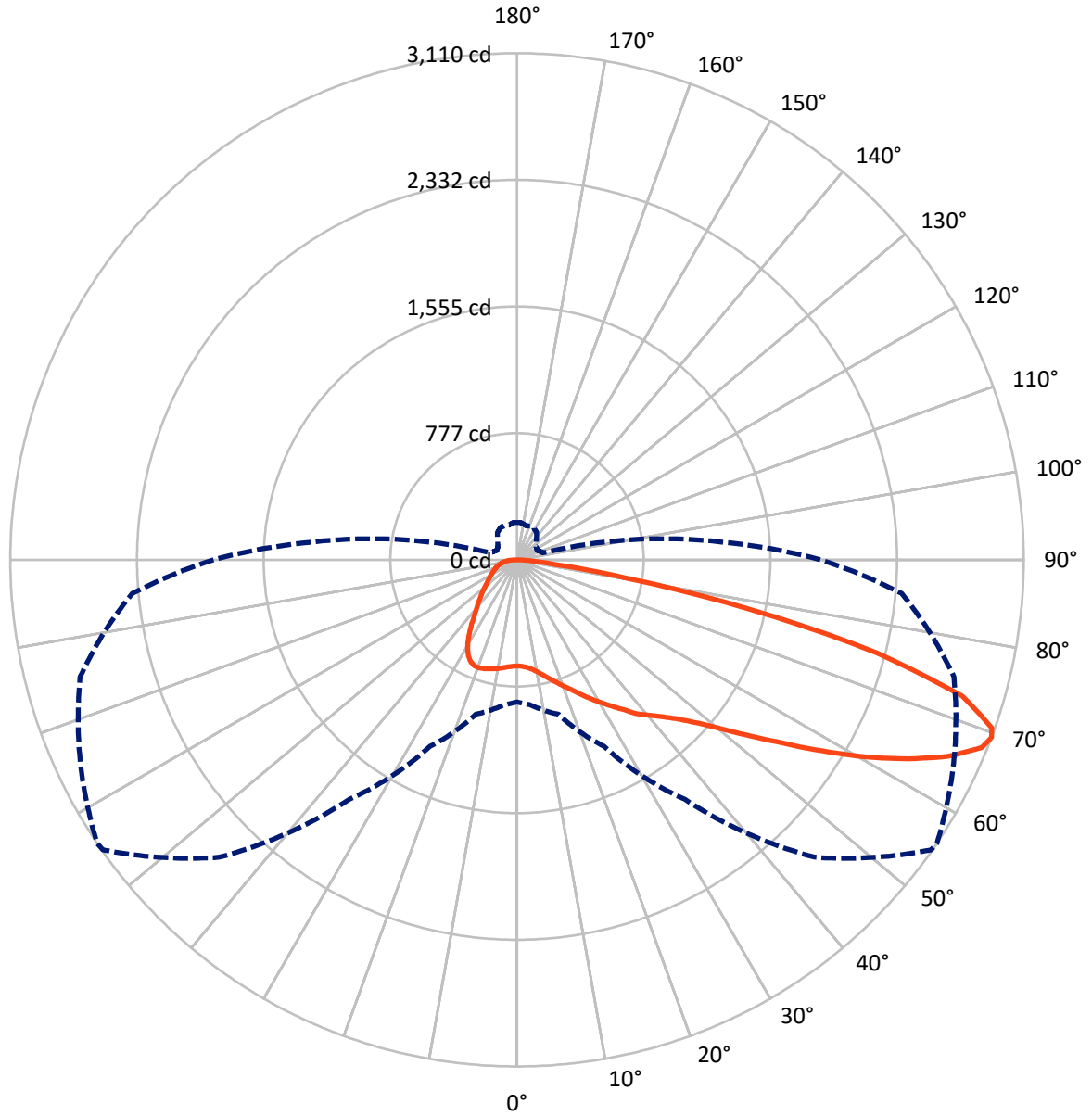
✕ Max cd
 - - - 1/2 Max cd



Based on 10 foot mounting height. Maximum calculated value = 7.1 fc
 Type III - Short - N/A

REPORT NUMBER: P385531
CATALOG NUMBER: GWC-SA1A-750-U-T3

Luminous Intensity Polar Plot



— Vertical Plane Through 56-Deg Lateral - - - Horizontal Cone Through 69-Deg Vertical



REPORT NUMBER: P385531

CATALOG NUMBER: GWC-SA1A-750-U-T3

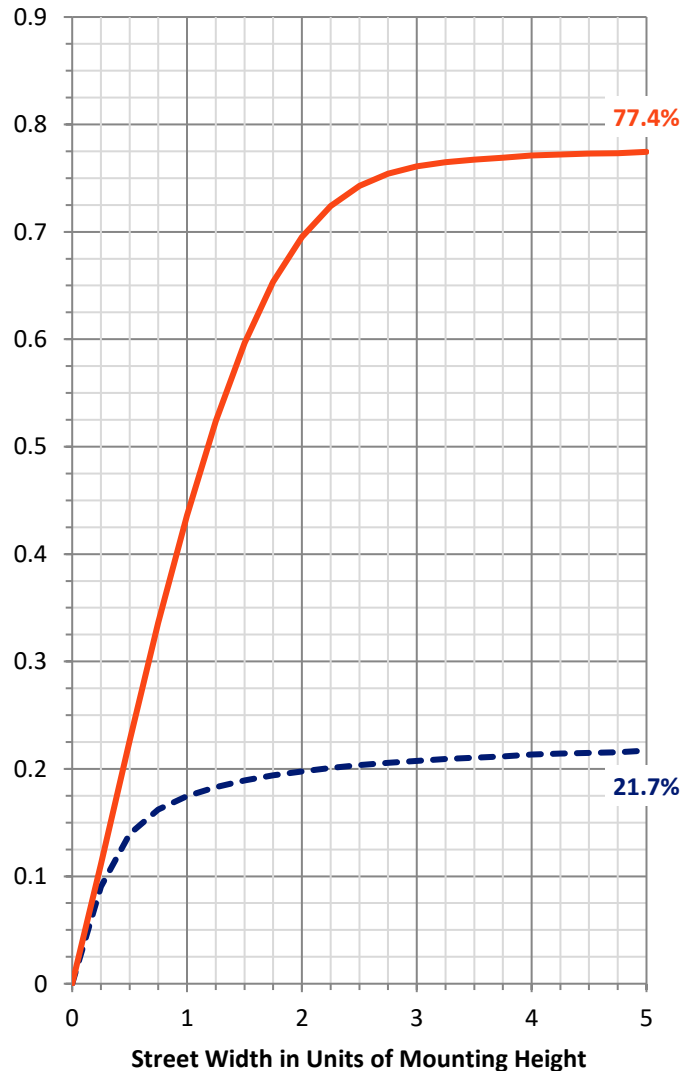
FLUX DISTRIBUTION:

		Downward	Upward	Total
House Side	Lumens	1108.6	0.0	1108.6
	% Fixture	22.3	0.0	22.3
Street Side	Lumens	3869.4	0.0	3869.4
	% Fixture	77.7	0.0	77.7
Total	Lumens	4978.0	0.0	4978.0
	% Fixture	100.0	0.0	100.0

ZONAL LUMENS:

Zone	Lumens	% Fixture
0°-10°	63.9	1.3
10°-20°	205.5	4.1
20°-30°	358.8	7.2
30°-40°	515.4	10.4
40°-50°	713.3	14.3
50°-60°	1045.0	21.0
60°-70°	1274.1	25.6
70°-80°	704.4	14.2
80°-90°	97.6	2.0
90°-100°	0.0	0.0
100°-110°	0.0	0.0
110°-120°	0.0	0.0
120°-130°	0.0	0.0
130°-140°	0.0	0.0
140°-150°	0.0	0.0
150°-160°	0.0	0.0
160°-170°	0.0	0.0
170°-180°	0.0	0.0
0°-90°	4978.0	100.0
0°-180°	4978.0	100.0

Coefficient of Utilization



REPORT NUMBER: P385531

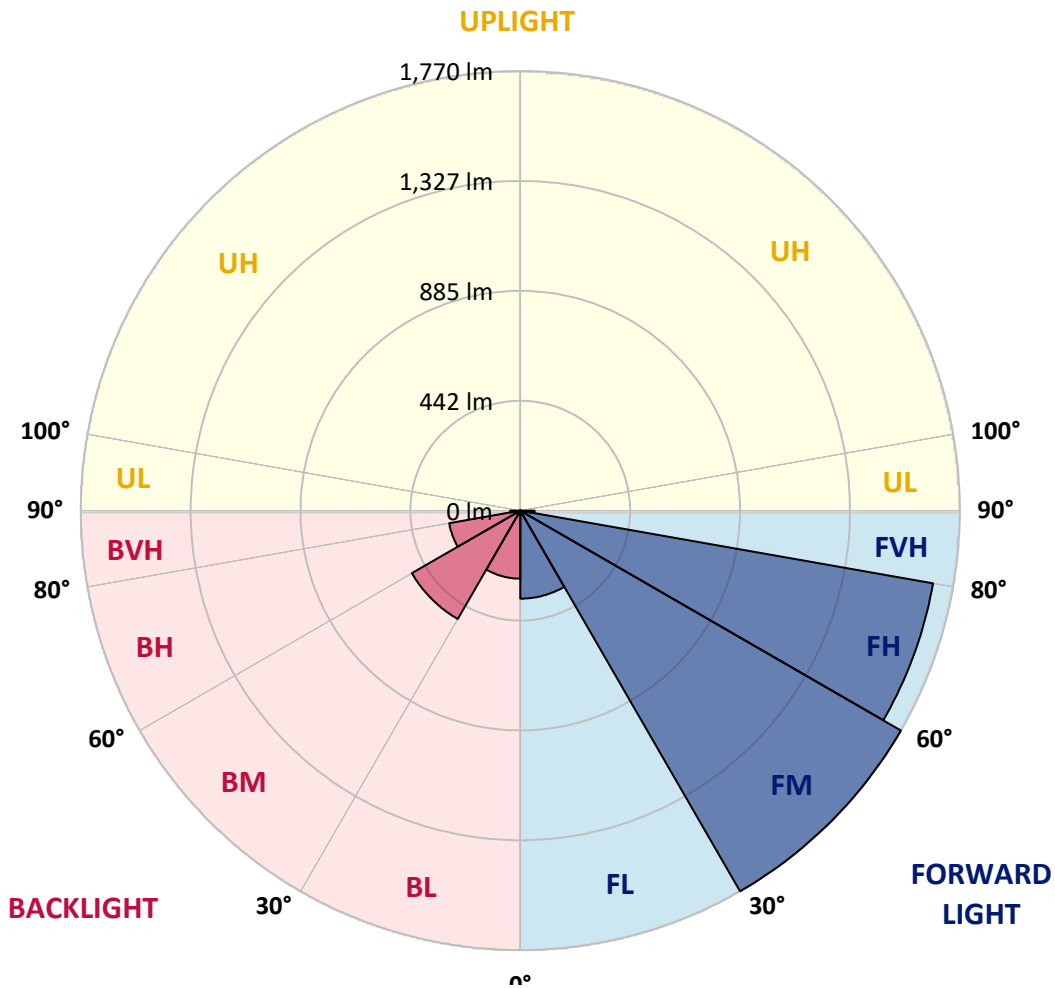
CATALOG NUMBER: GWC-SA1A-750-U-T3

LUMINAIRE CLASSIFICATION SYSTEM LUMEN TABLE AND BUG RATING:

Zone	Lumens	% Fixture	Zone Rating/Lumen Limit		
			B	U	G
FL (0°-30°)	354.3	7.1			
FM (30°-60°)	1769.9	35.6			
FH (60°-80°)	1687.8	33.9			G1/1800
FVH (80°-90°)	57.5	1.2			G1/100
BL (0°-30°)	274.0	5.5	B1/500		
BM (30°-60°)	503.8	10.1	B1/1000		
BH (60°-80°)	290.7	5.8	B1/500		G1/500
BVH (80°-90°)	40.1	0.8			G1/100
UL (90°-100°)	0.0	0.0		U0/0	
UH (100°-180°)	0.0	0.0		U0/0	

BUG Rating: B1-U0-G1

Type III Short





REPORT NUMBER: P385531

CATALOG NUMBER: GWC-SA1A-750-U-T3

CANDELA DISTRIBUTION (FULL):

	0°	5°	15°	25°	35°	45°	55°	56°	65°	75°	85°
0°	650.8	650.8	650.8	650.8	650.8	650.8	650.8	650.8	650.8	650.8	650.8
2.5°	654.9	655.6	655.1	656.5	654.9	655.9	655.1	655.1	654.6	653.0	651.3
5°	665.2	666.6	665.7	667.1	665.2	665.5	664.0	664.0	662.5	659.2	655.8
7.5°	681.3	682.9	682.2	683.6	681.0	681.0	678.9	678.8	675.7	670.3	666.4
10°	700.5	702.6	701.9	704.0	701.9	702.6	700.5	700.5	696.4	688.9	683.9
12.5°	728.5	731.1	729.2	729.0	728.1	729.5	727.8	727.5	723.7	713.4	706.5
15°	765.9	768.6	764.7	764.3	759.5	759.0	759.0	758.5	756.1	743.7	732.4
17.5°	808.9	809.8	806.3	800.9	794.7	790.7	790.2	791.6	791.6	777.2	759.2
20°	851.1	852.6	849.9	843.7	835.8	830.0	825.9	828.6	828.5	811.3	785.8
22.5°	897.1	900.7	896.5	888.7	879.4	872.9	865.7	868.1	868.2	847.2	811.8
25°	956.6	953.3	950.7	939.6	926.4	919.7	913.0	915.4	914.7	885.7	838.7
27.5°	1009.2	1009.9	1006.5	994.6	979.4	964.6	964.3	965.8	963.3	925.9	864.1
30°	1070.4	1070.8	1066.0	1055.3	1038.7	1019.7	1015.2	1017.8	1012.3	963.9	890.9
32.5°	1131.3	1133.0	1127.7	1114.8	1101.5	1078.3	1069.4	1071.1	1057.4	1002.9	918.5
35°	1184.6	1187.0	1185.3	1176.8	1162.2	1142.3	1131.7	1130.6	1113.6	1050.5	955.0
37.5°	1239.0	1241.2	1239.3	1232.1	1226.3	1205.2	1199.6	1199.6	1170.1	1099.2	1001.5
40°	1294.9	1298.3	1296.1	1286.2	1281.2	1271.6	1258.0	1254.8	1222.9	1157.7	1077.3
42.5°	1346.9	1351.3	1360.2	1354.4	1344.3	1345.7	1318.4	1316.7	1293.4	1244.1	1172.5
45°	1420.6	1427.1	1442.2	1437.8	1435.7	1428.2	1395.7	1394.2	1385.3	1360.4	1290.6
47.5°	1501.0	1510.0	1537.2	1538.1	1560.2	1546.0	1501.9	1496.6	1498.6	1499.7	1434.8
50°	1575.1	1584.9	1629.7	1650.7	1702.9	1706.0	1635.5	1630.7	1638.7	1662.4	1602.9
52.5°	1634.3	1646.6	1702.5	1767.7	1857.0	1882.4	1799.9	1796.3	1802.3	1843.2	1792.9
55°	1677.7	1691.0	1751.9	1870.6	2013.3	2058.0	1989.3	1985.8	1989.6	2041.6	1999.6
57.5°	1687.8	1691.0	1779.4	1939.9	2145.1	2252.7	2220.9	2214.1	2195.6	2240.8	2227.6
60°	1640.3	1653.3	1756.7	1964.2	2247.2	2444.6	2463.1	2454.5	2402.6	2439.6	2429.0
62.5°	1543.9	1567.2	1672.2	1927.2	2287.1	2601.3	2700.6	2690.3	2600.8	2624.8	2573.7
65°	1386.5	1396.4	1506.7	1799.4	2236.4	2701.6	2912.4	2907.2	2794.6	2757.0	2600.5
67.5°	1104.9	1123.6	1217.2	1532.4	2028.7	2689.8	3076.2	3075.6	2921.1	2806.1	2505.6
69°	872.9	892.3	981.4	1262.3	1795.1	2581.6	3103.6	3109.6	2956.8	2776.2	2370.1
70°	695.9	718.4	779.6	1063.2	1587.8	2438.9	3080.8	3091.6	2949.9	2727.0	2245.1
72.5°	296.2	314.3	357.9	548.1	967.7	1821.2	2816.9	2857.7	2791.0	2495.8	1855.5
75°	129.3	135.0	154.7	223.4	429.6	991.2	2206.7	2282.2	2386.4	2109.7	1382.2
77.5°	94.7	97.1	107.9	131.2	192.8	374.4	1419.1	1463.0	1721.1	1535.2	847.8
80°	73.2	74.9	83.3	96.4	125.9	151.4	647.2	684.9	967.7	788.5	353.1
82.5°	58.3	59.5	65.3	71.0	86.9	91.7	214.9	238.4	357.2	217.8	93.5
85°	54.2	55.6	57.6	51.8	55.7	53.8	92.9	97.2	107.9	85.6	39.1
87.5°	24.5	29.0	57.1	40.3	29.7	23.7	38.1	39.8	44.8	44.9	17.3
90°	0.0	0.0	0.0	0.0	0.0	0.0	0.0	0.0	0.0	0.0	0.0



REPORT NUMBER: P385531
 CATALOG NUMBER: GWC-SA1A-750-U-T3

CANDELA DISTRIBUTION (continued):

	90°	95°	105°	115°	125°	135°	145°	155°	165°	175°	180°
0°	650.8	650.8	650.8	650.8	650.8	650.8	650.8	650.8	650.8	650.8	650.8
2.5°	652.3	651.8	652.7	650.6	653.2	653.0	652.2	652.5	654.2	654.1	654.2
5°	656.3	655.9	657.0	655.4	658.5	659.5	659.7	661.3	663.1	663.7	663.7
7.5°	666.2	666.2	666.7	664.7	666.7	666.6	665.7	667.3	669.1	669.3	669.1
10°	683.4	683.6	682.7	677.4	675.7	671.0	666.7	666.9	669.3	671.2	671.7
12.5°	705.0	704.3	700.5	690.8	683.6	674.1	669.7	669.5	671.9	673.4	673.9
15°	729.7	727.8	718.0	702.1	689.4	680.1	672.9	671.2	669.8	668.1	668.3
17.5°	753.0	748.7	732.4	710.3	696.9	684.6	670.7	659.5	651.8	647.4	646.0
20°	776.7	768.3	744.8	718.0	701.0	678.6	651.8	629.2	615.1	608.6	607.4
22.5°	798.3	784.7	756.3	726.1	697.8	658.3	616.3	583.4	563.9	555.1	555.8
25°	819.4	800.5	768.3	731.7	681.3	622.7	566.9	526.5	503.8	494.1	493.7
27.5°	837.9	816.5	781.3	727.1	650.6	571.9	508.5	469.0	450.2	441.8	440.4
30°	859.2	836.5	798.6	709.4	605.7	513.3	451.4	423.6	410.2	401.8	400.3
32.5°	885.1	863.8	812.9	677.4	548.2	452.0	406.8	387.4	375.2	365.8	364.1
35°	922.8	899.8	816.5	631.4	485.1	403.7	374.0	354.1	337.7	325.5	324.3
37.5°	970.1	944.9	808.2	571.9	423.9	372.3	346.7	322.2	300.8	283.6	280.9
40°	1038.4	1000.3	785.4	503.3	378.8	348.1	320.2	292.2	265.6	245.6	241.6
42.5°	1120.3	1065.3	750.4	435.1	345.7	323.6	293.8	259.1	233.7	219.5	217.4
45°	1224.6	1132.9	701.9	375.4	313.1	299.1	265.3	233.4	217.6	207.2	205.4
47.5°	1343.6	1208.7	651.0	326.9	285.5	276.1	242.5	221.9	209.4	201.2	199.6
50°	1489.9	1294.2	597.0	287.1	257.7	248.5	231.7	215.6	205.6	199.3	197.7
52.5°	1654.9	1390.8	558.0	255.7	234.8	228.1	226.0	212.1	204.1	199.3	197.7
55°	1832.5	1489.0	516.0	229.3	214.9	216.8	222.2	212.5	207.0	201.2	198.9
57.5°	2010.4	1590.6	469.2	207.0	199.1	208.4	219.7	213.2	208.5	202.9	200.8
60°	2151.0	1654.9	396.7	188.3	186.6	199.1	213.5	208.0	202.0	202.2	201.8
62.5°	2216.7	1651.4	316.6	171.7	174.1	186.6	203.6	200.0	195.0	201.7	202.2
65°	2179.8	1569.1	246.4	156.6	160.7	173.5	193.3	196.0	197.7	210.6	212.3
67.5°	2025.1	1408.9	190.9	143.4	148.5	164.6	194.3	213.5	215.7	229.3	229.1
69°	1865.1	1258.7	165.8	136.5	142.5	166.9	207.7	224.6	216.2	230.7	228.6
70°	1731.0	1139.9	152.5	131.9	139.8	170.8	216.6	224.5	213.7	226.0	222.6
72.5°	1333.2	820.1	129.3	123.3	130.5	163.4	219.2	219.5	207.7	210.1	204.2
75°	914.4	518.2	112.8	111.6	116.4	147.3	210.9	209.7	192.1	188.6	183.8
77.5°	504.2	263.2	95.9	100.5	103.8	130.5	191.7	190.0	175.4	168.2	166.5
80°	194.5	115.2	80.9	89.3	91.4	113.0	168.1	166.5	154.3	145.1	142.5
82.5°	73.4	60.4	66.9	77.3	76.7	93.3	142.3	141.5	129.6	116.1	112.0
85°	34.0	36.2	53.0	63.8	58.8	69.1	113.9	115.4	101.0	84.9	84.9
87.5°	14.4	20.2	37.6	48.2	39.6	46.6	83.5	79.7	73.2	50.8	47.7
90°	0.0	0.0	0.0	0.0	0.0	0.0	0.0	0.0	0.0	0.0	0.0

Signify Classified - Internal
Cooper Lighting Solutions Photometric Lab
1121 Highway 74 South
Peachtree City, GA 30269

Scaled Data Report



Report Generated By 670245982

Signify Classified - Internal
Cooper Lighting Solutions Photometric Lab
1121 Highway 74 South
Peachtree City, GA 30269

Scaled Data Report



Signify Classified - Internal
Cooper Lighting Solutions Photometric Lab
1121 Highway 74 South
Peachtree City, GA 30269

Scaled Data Report



Signify Classified - Internal
Cooper Lighting Solutions Photometric Lab
1121 Highway 74 South
Peachtree City, GA 30269

Scaled Data Report



Signify Classified - Internal
Cooper Lighting Solutions Photometric Lab
1121 Highway 74 South
Peachtree City, GA 30269

Scaled Data Report



--- HS — SS

Signify Classified - Internal
Cooper Lighting Solutions Photometric Lab
1121 Highway 74 South
Peachtree City, GA 30269

Scaled Data Report



u

Signify Classified - Internal
Cooper Lighting Solutions Photometric Lab
1121 Highway 74 South
Peachtree City, GA 30269

Scaled Data Report



Signify Classified - Internal
Cooper Lighting Solutions Photometric Lab
1121 Highway 74 South
Peachtree City, GA 30269

Scaled Data Report



(END OF REPORT)